



INSTRUCCIONES DE MONTAJE
MOUNTING INSTRUCTIONS
INSTRUCTIONS DE MONTAGE
ISTRUZIONI DI MONTAGGIO
MONTAGEANLEITUNG

www.clm.es

ANTIRROBO DE MANILLAR
HANDLEBAR TO FRAME LOCK
ANTIVOL BLOQUE-GUIDON
ANTIFURTO BLOCCA-MANUBRIO
DIEBSTAHLSCHUTZ SCOOTER
UNIVERSAL MOD. 1



CHIC
5725236



¡LUBRICAR SÓLO CON ACEITE WD-40 !
LUBRICATE ONLY WITH WD-40 OIL!
LUBRIEFIER SEULEMENT AVEC WD-40!
LUBRIFICARE SOLO CON OLIO WD-40!
ALS SCHMIERMITTEL IST NUR ÖL
VOM TYP - WD 40 - ZU VERWENDEN



DIN EN ISO 9001:2000
Certificado N° 01 100 048102


Sistema patentado
Patented system
Système breveté
Sistema brevettato
Patentgeschütztes system

Empresa certificada
Certified company
Enterprise certifiée
Azienda certificata
TUV-Geprüfter betrieb


IT-IC 26643-eu

- 9002 x1 9675 x1 10170 x2 10014 x1 8990 x1 8972 x2 8147 x1 8536 x1 9688 x1 10329 x1


1



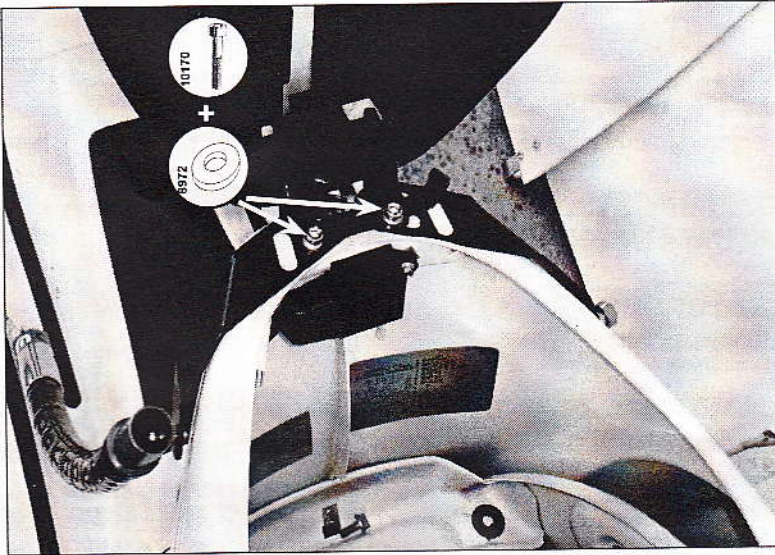
2




3



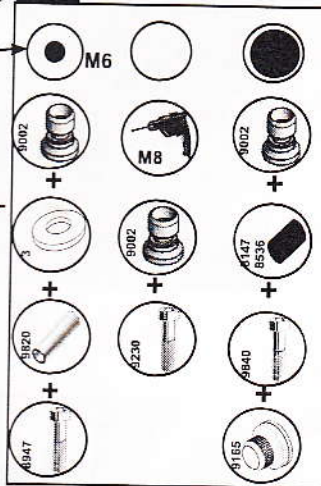
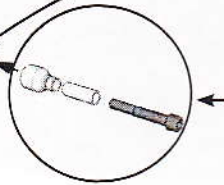

4



5



6



MUY IMPORTANTE: Apretar el pivote fuertemente. Asegurarse de que el pivote queda totalmente fijado.

VERY IMPORTANT: Press strongly the pivot. Make sure that the pivot is totally fixed

TRÈS IMPORTANT: Serrer fortement le pivot. S'assurer qu'il reste totalement fixé.

MOLTO IMPORTANTE: Premere il perno con forza. Assicurarsi che il perno sia completamente fissato.

SEHR WICHTIG: Zapfen besonders fest anziehen und sicherstellen, dass er sich nicht mehr bewegen kann.